

## Analysis of Parents' Feedback Response

### Srikrishana College

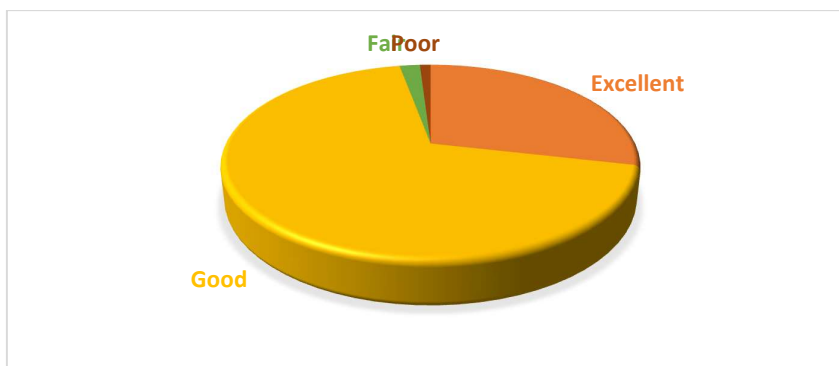
### Bagula, Nadia

**Total no of responses:210\***

(All the entries are in the percentage w.r.t 210\* responses)

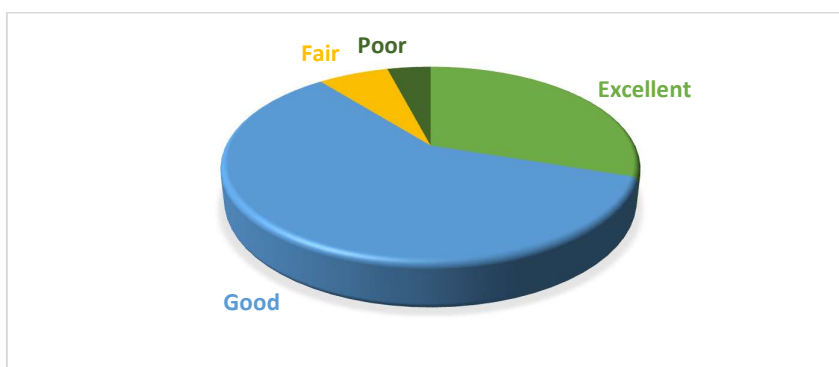
#### 1. Overall academic environment and the ambiance of the Institute

Excellent	Good	Fair	Poor	Scale of Opinion	% Of Opinion
28.6	68.6	1.9	1	Excellent & Good	97.2



#### 2. Infrastructure & Learning sources such as library, laboratory, Internet and computer etc.

Excellent	Good	Fair	Poor	Scale of Opinion	% Of Opinion
30.5	60	6.7	2.9	Excellent & Good	90.5



#### 3. Overall Academic progress of your son/daughter in this Institute

Excellent	Good	Fair	Poor	Scale of Opinion	% Of Opinion
24.8	68.6	4.8	1.9	Excellent & Good	93.4



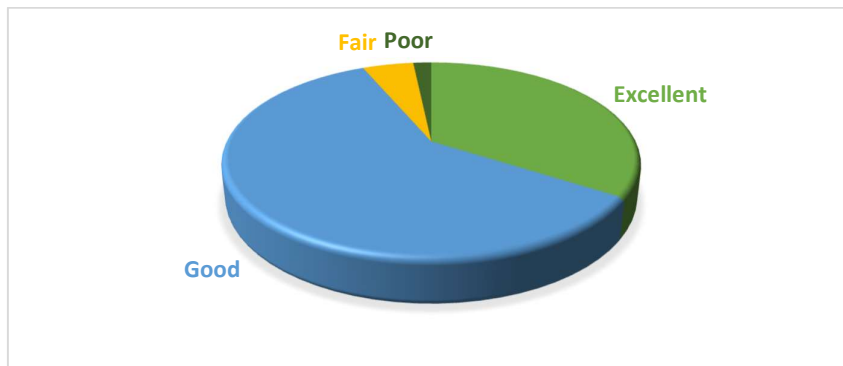
**4. Overall Personality Development of your son/daughter in this Institute**

Excellent	Good	Fair	Poor	Scale of Opinion	% Of Opinion
26.7	64.8	6.7	1.9	Excellent & Good	91.5



**5. Overall Teaching Learning process in this Institute**

Excellent	Good	Fair	Poor	Scale of Opinion	% Of Opinion
34.3	60	4.8	1	Excellent & Good	94.3



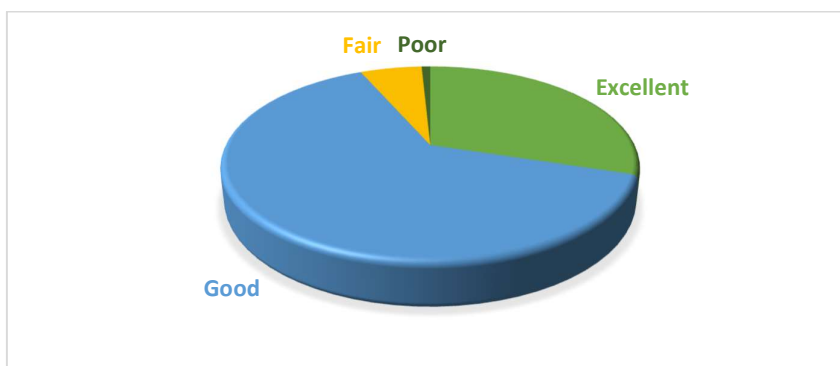
**6. Concept & organization of the parent meet**

Excellent	Good	Fair	Poor	Scale of Opinion	% Of Opinion
22.9	60	10.5	6.7	Excellent & Good	82.9



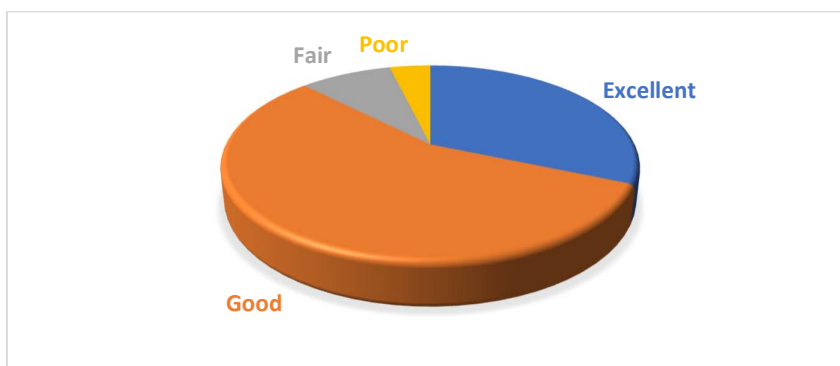
### 7. Competence and commitment of the faculty members

Excellent	Good	Fair	Poor	Scale of Opinion	% Of Opinion
29.5	62.9	5.7	1.9	Excellent & Good	92.4



### 8. Academic Discipline (I. e. timely conduct of lectures, practical and related activities) observed by the Institute

Excellent	Good	Fair	Poor	Scale of Opinion	% Of Opinion
31.4	56.2	8.6	3.8	Excellent & Good	87.6



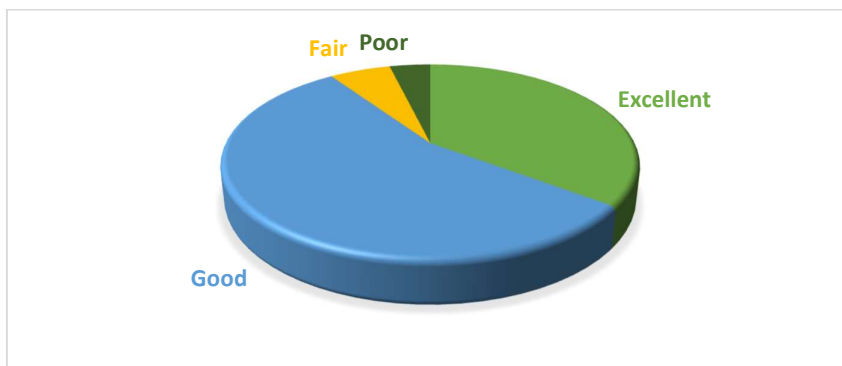
### 9. Internal Assessment system adopted by the Institute

Excellent	Good	Fair	Poor	Scale of Opinion	% Of Opinion
37.1	58.1	2.9	1.9	Excellent & Good	95.2



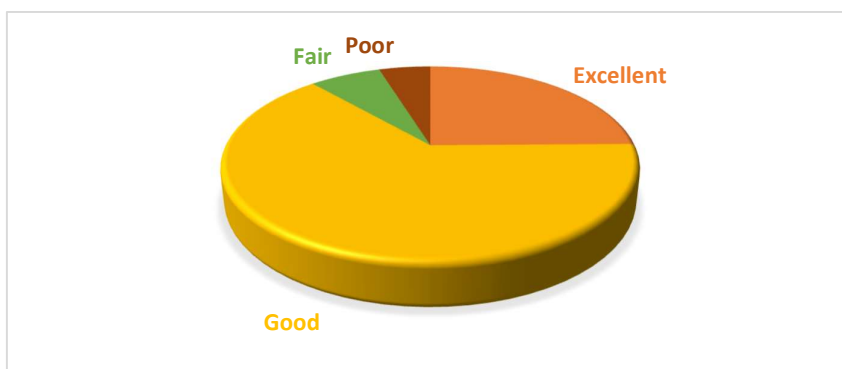
**10.Organization of career-oriented programs by the Institute**

Excellent	Good	Fair	Poor	Scale of Opinion	% Of Opinion
35.2	55.2	5.7	3.8	Excellent & Good	90.4



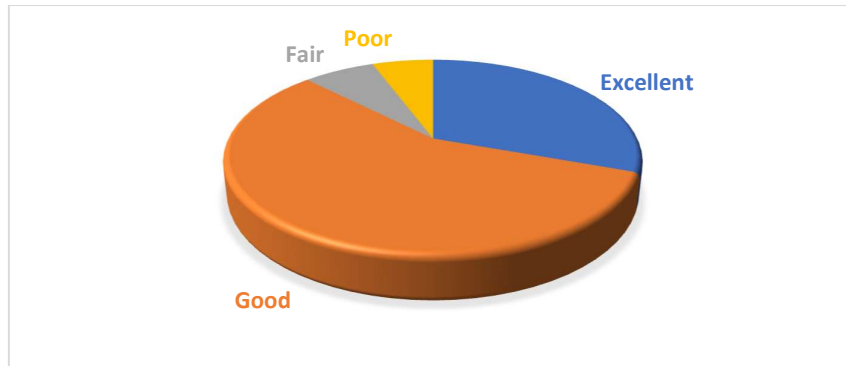
**11.Opportunity provided for the Co-curricular activities**

Excellent	Good	Fair	Poor	Scale of Opinion	% Of Opinion
24.8	63.8	6.7	4.8	Excellent & Good	88.6



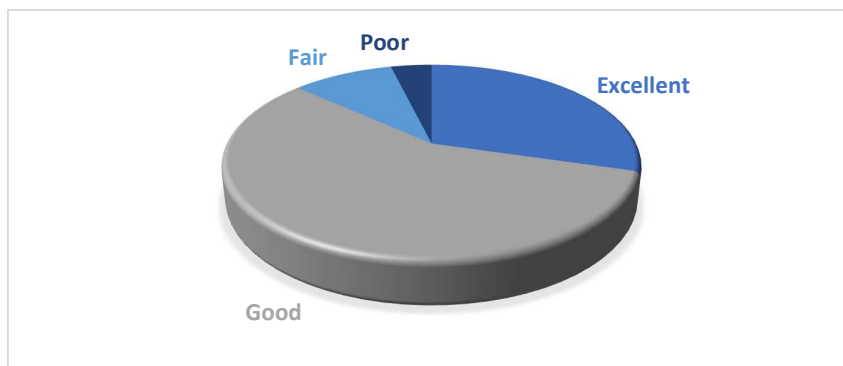
**12.Student's counselling and guidance activities**

Excellent	Good	Fair	Poor	Scale of Opinion	% Of Opinion
30.5	57.1	6.7	5.7	Excellent & Good	87.6



**13. Physical security of your son/daughter in the campus**

Excellent	Good	Fair	Poor	Scale of Opinion	% Of Opinion
29.5	57.1	9.5	3.8	Excellent & Good	86.6



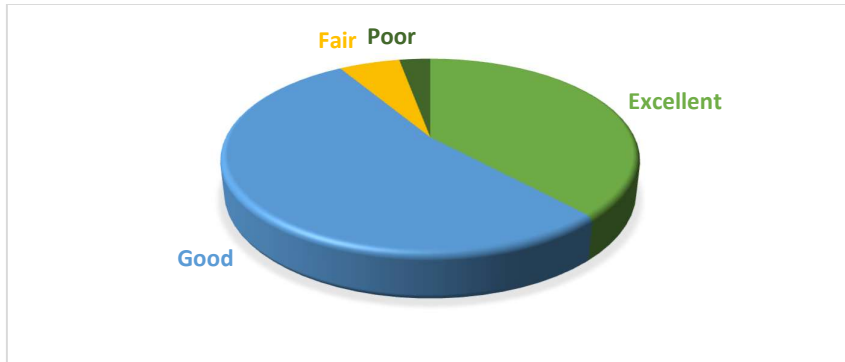
**14. Cooperation of the administrative staff with the students**

Excellent	Good	Fair	Poor	Scale of Opinion	% Of Opinion
26.7	61	9.5	2.9	Excellent & Good	87.7



**15. Admission, Examination form fill up, and fees payment procedures**

Excellent	Good	Fair	Poor	Scale of Opinion	% Of Opinion
38.1	53.3	5.7	2.9	Excellent & Good	91.4



### **General Observations on Parents' Feedback Received**

- 97.2% parents have found the overall academic environment and the ambiance of the Institute are Good to Excellent.
- 90.5% parents rated the Infrastructure & Learning sources of the College from Good to Excellent. 93.4% parents also rated the overall Teaching Learning process in this Institute from Good to Excellent. This increase in percentage opinion regarding overall teaching learning process than the previous year is very much promising.
- 90.5% and 94.3% parents have found the institute is a Good & Excellent place for Overall Academic Progress and Overall Personality Development of your children, respectively.
- 82.9% parents rated the Concept & organization of the parent meet in the institute as Good to Excellent.
- 92.4% parents rated the Competence and commitment of the faculty members of this College from Good to Excellent.
- 87.6% of parents rated the Academic Discipline of this College from Good to Excellent. However, 95.2% parents rated Internal Assessment system adopted by the Institute from Good to Excellent. This rating regarding Internal assessment indicates a good improvement comparing with the previous year's report.
- 90.4% and 88.6% parents have found career-oriented programs and counselling and guidance activities for their children in this College, respectively, are Good and Excellent. This improvement in scale of opinion indicates that the College has increased these activities from this academic session.
- 87.6% parents have found the co-curricular activities for their children in this College are Good and Excellent.
- 86.6% of the parents have found that the college is safe and secure for their children.
- 87.7% and 91.4% parents have found the college administrative staffs and the administrative process of this College are Good and Excellent.

### **Recommendations and Suggestions**

- Some parents suggested that college authorities are not well connected to the students. So, communications gap between college authorities and students should be reduced.
- Some parents suggested to increase the class room and class periods.
- Some parents suggested to reduce course fees. College authorities are recommended to look into the matter so that students from economically backward sections get proper opportunity to education.
- A few parents feel that strict academic discipline should be followed.
- Parents insisted that arrangement should be made to improve the quality of infrastructure and education. College authorities are recommended to take necessary steps to resolve the issues raised by the parents.